

Bard Suprapubic Catheterisation Kit



Redesigned for Improved Performance.

New Tip

- Sharp stainless steel tip
- Easier penetration
- Reduced trauma

New Tab

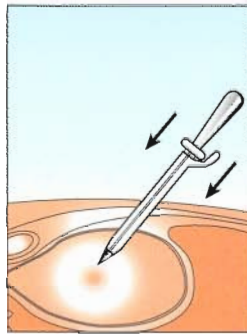
- Moulded to the end of the tear off strip on the cannula
- Prevents the sheath separating from the trocar during insertion

New Handle

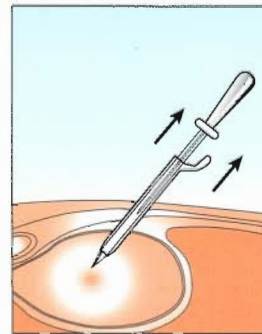
- Ensures a comfortable grip

The procedure in 3 easy steps.

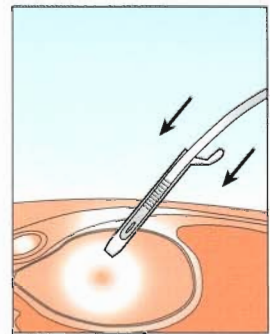
First confirm bladder position and administer local anaesthetic at the entry site.



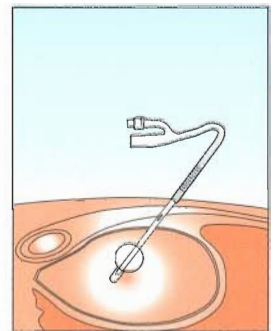

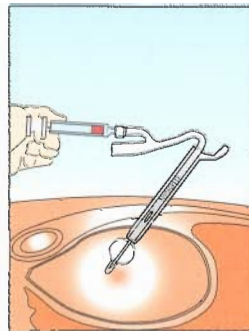
1 Insert suprapubic catheter introducer.



2 Remove trocar and insert Biocath catheter leaving sheath in place.



3 Inflate Biocath Foley catheter balloon to retain catheter, pull tab and remove remaining portion of sheath away from catheter.



Description	Order Code
12Ch/Fr (4.0mm)	561012
16Ch/Fr (5.3mm)	561016

BARD

Bard Limited, Forest House, Brighton Road, Crawley West Sussex RH11 9BP Tel: +44 (0) 1293 527888 Fax: +44 (0) 1293 552428

Bard is a registered trademark of C. R. Bard, Inc. or an affiliate. Biocath is a registered trademark of C. R. Bard, Inc. or an affiliate. Please consult product inserts and labels for any indications, contraindications hazards, warnings, cautions and directions for use. ©2001 C. R. Bard, Inc. (all rights reserved).

P.No. 0108/016